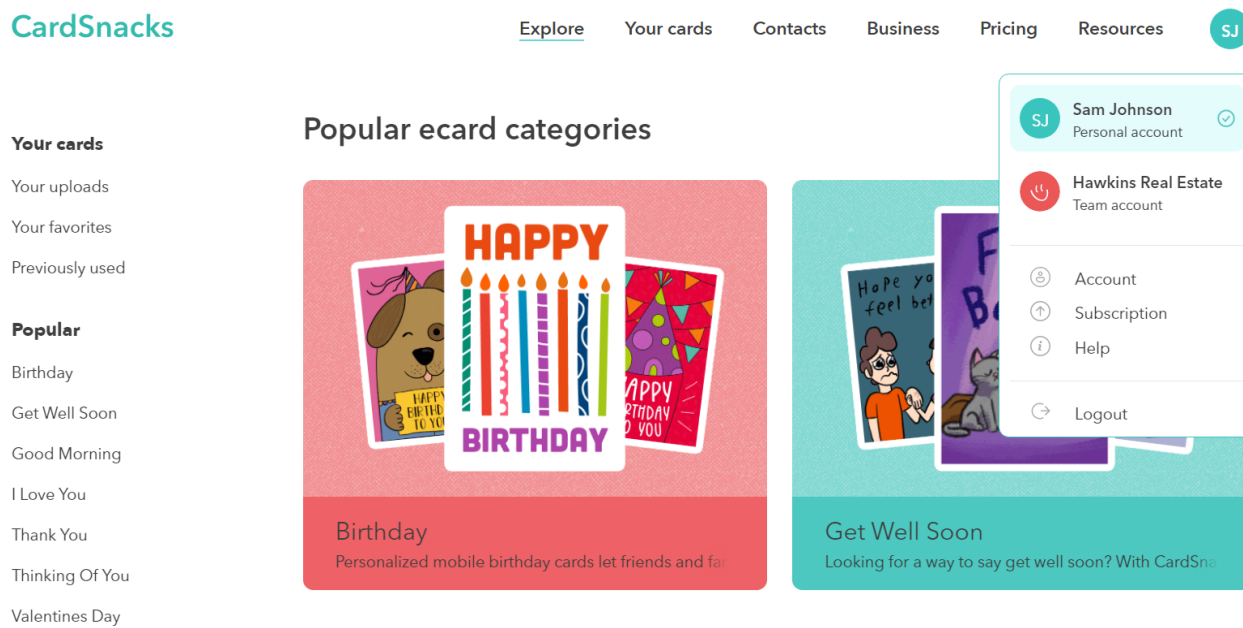


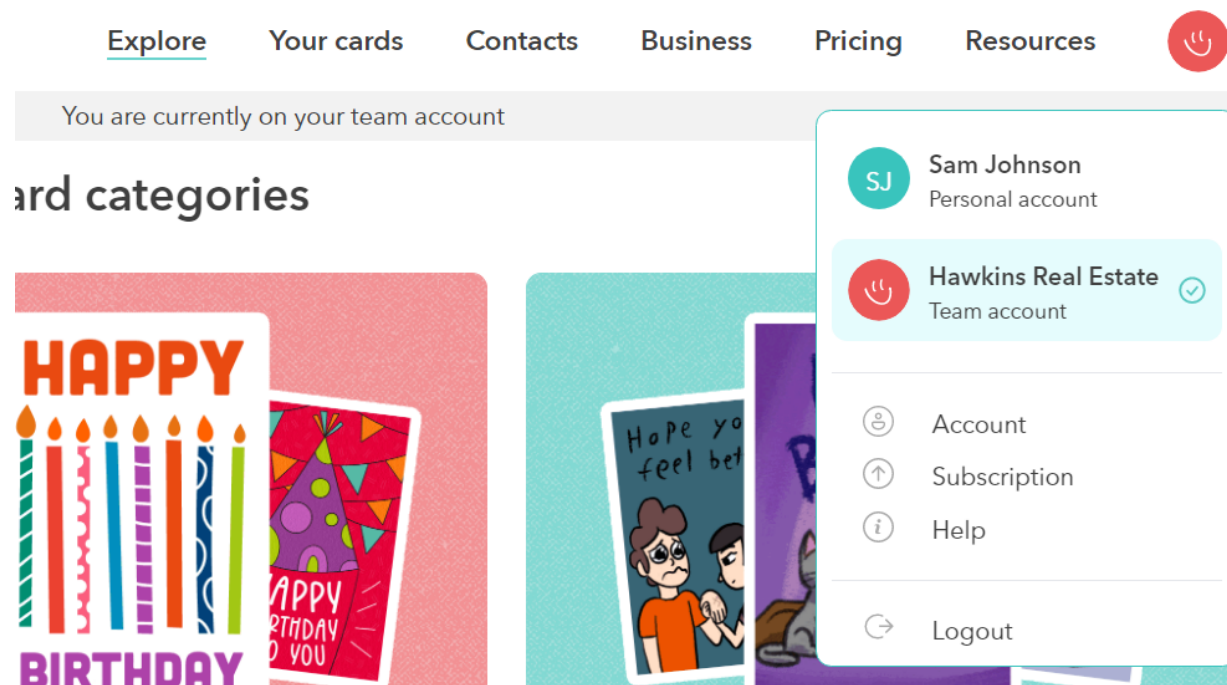
# CardSnacks

How to Add  
Funds to Your  
Team Balance


1 Go to [cardsnacks.com](https://cardsnacks.com). Click on your account icon in the top right corner, then click on your Team account. (If you don't already have a Team account, [click here](#) to learn how to create one).





2 After switching to your Team account, click "Account".





### 3 Click on "Team balance".

 Personal details

 Team details

 Team members

 Team balance

 Team plan


## Account details

First Name Sam	Last Name Johnson
Phone number +14045550001	
Email samjohnson@hawkins.com	

[Update changes](#)

### 4 Select which method you would like to use to add money.

## Account balance

 **\$0.00**

Allow team members to use team funds 

### Want to add money?

Please select how you'd like to add money:

Wire transfer / ACH	Credit card								
<p><b>Send money via wire transfer or ACH</b></p> <p>To add money to your balance, send a wire transfer or ACH using the following bank account information, and tap the "Notify us about payment" button below.</p> <p><a href="#">Notify us about payment</a></p>	<table><tr><td>Bank</td><td>JP Morgan Chase</td></tr><tr><td>Account name</td><td>Mobigram LLC</td></tr><tr><td>Account number</td><td>886908966</td></tr><tr><td>Routing number</td><td>021000021</td></tr></table> <p>Please reference <b>ID# 1232561</b> on your payment</p>	Bank	JP Morgan Chase	Account name	Mobigram LLC	Account number	886908966	Routing number	021000021
Bank	JP Morgan Chase								
Account name	Mobigram LLC								
Account number	886908966								
Routing number	021000021								

**5a** If you decide to Wire transfer/ACH the money, go through your bank to send the money over. Be sure to put your unique ID# in the memo. (Note: Make sure you use the ID# from your account, not the one in this tutorial. This number is different for everyone).

Wire transfer / ACH	Credit card								
<p><b>Send money via wire transfer or ACH</b></p> <p>To add money to your balance, send a wire transfer or ACH using the following bank account information, and tap the "Notify us about payment" button below.</p> <p><a href="#">Notify us about payment</a></p>	<table><tr><td>Bank</td><td>JP Morgan Chase</td></tr><tr><td>Account name</td><td>Mobigram LLC</td></tr><tr><td>Account number</td><td>886908966</td></tr><tr><td>Routing number</td><td>021000021</td></tr></table> <p>Please reference <b>ID# 1232561</b> on your payment</p>	Bank	JP Morgan Chase	Account name	Mobigram LLC	Account number	886908966	Routing number	021000021
Bank	JP Morgan Chase								
Account name	Mobigram LLC								
Account number	886908966								
Routing number	021000021								

**6a** After you transfer the money through your bank, click "Notify us about payment". Enter the Transaction date and Amount you sent. Then, click "Notify us". The funds should show up in your account within 12 hours of when we receive the funds.

### Notify us about payment ✕


The funds will show up in your account within 12 hours of our receiving them.

Transaction date Aug 10, 2022	Amount \$ 1000
----------------------------------	-------------------

[Cancel](#) [Notify us](#)

**5b** If you decide to pay using a credit card, enter the amount you want to add and your credit card information. Then, click "Pay". The money should appear in your account immediately. Note: using a credit card will add a 3% processing fee.

**Wire transfer / ACH** **Credit card**



 3% processing fee is added when you fill account balance using credit card.

The amount you want to add

Amount  
\$ 1000

**Credit card information**

Paying with Card

 **Ending in 1111**   
Visa

[Choose another way to pay](#)

Total amount to pay  
**\$1030.00**

**Pay**

**6** Congratulations, you have successfully added funds to your Account balance!

## Account balance



**\$1000.00**

Allow team members to use team funds 